



**COATTAILS**  
Attach to slots around bottom of torso



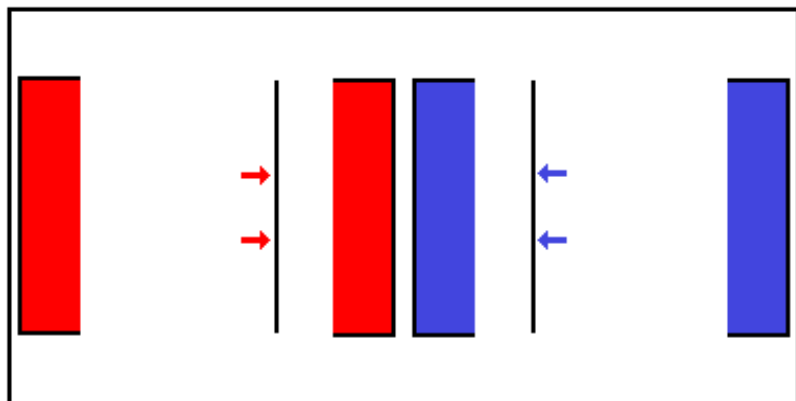
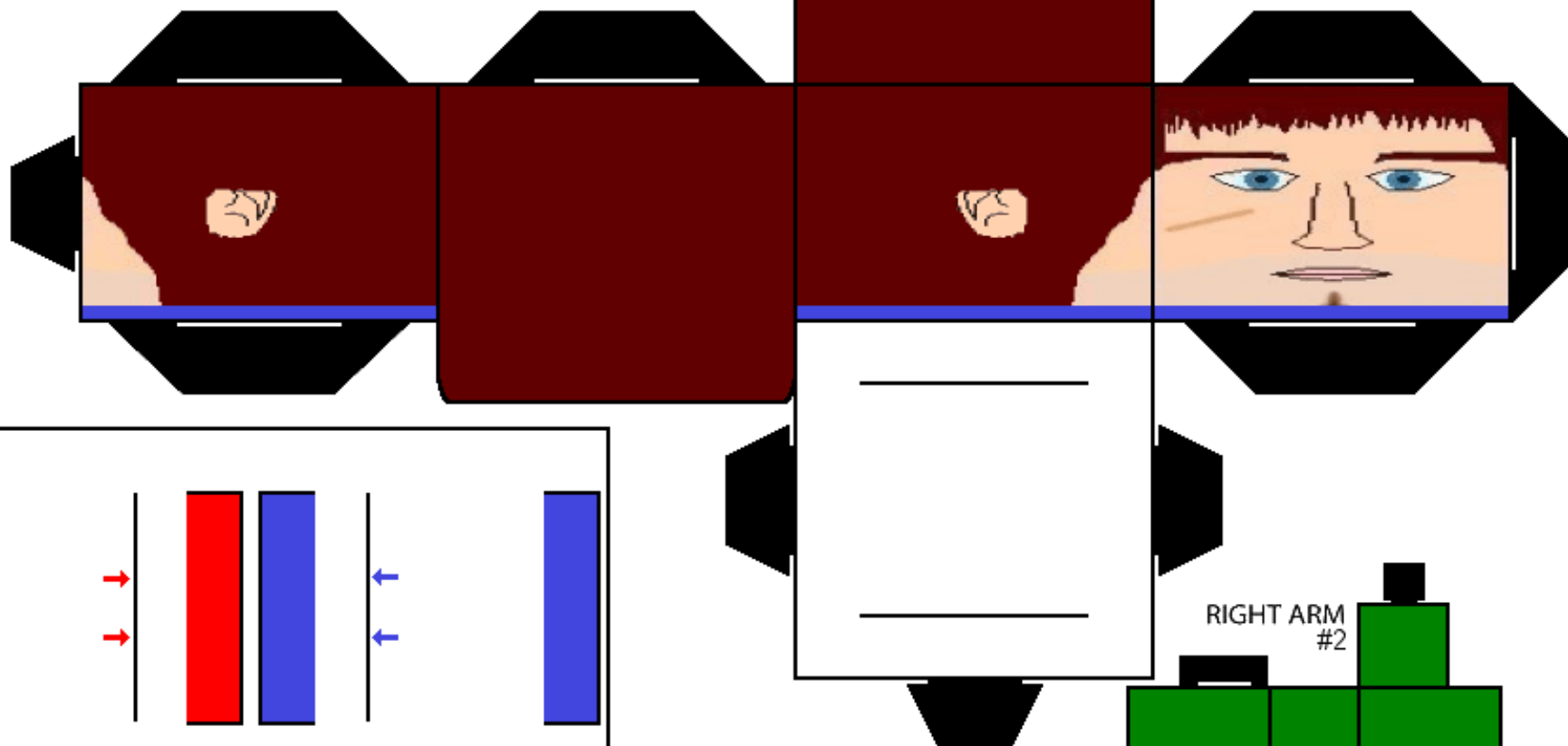
**HITCHHIKER'S GUIDE TV**  
Zaphod Beeblebrox  
(Mark Wing-Davey)

LEFT  
HEAD

**CUBEECRAFT**<sup>®</sup>

Artist: **Nicholas Roche**

Website: [njr75003.deviantart.com](http://njr75003.deviantart.com)



**HEAD PLATFORM**

Cut along the black lines, and fold up the colored tabs. Fit each tab for the torso through the slot with the matching color arrows and fold flat. Match the heads to the same color tabs as the collars.

contact: [cubecraft@gmail.com](mailto:cubecraft@gmail.com)



HITCHHIKER'S GUIDE TV  
Zaphod Beeblebrox  
(Mark Wing-Davey)

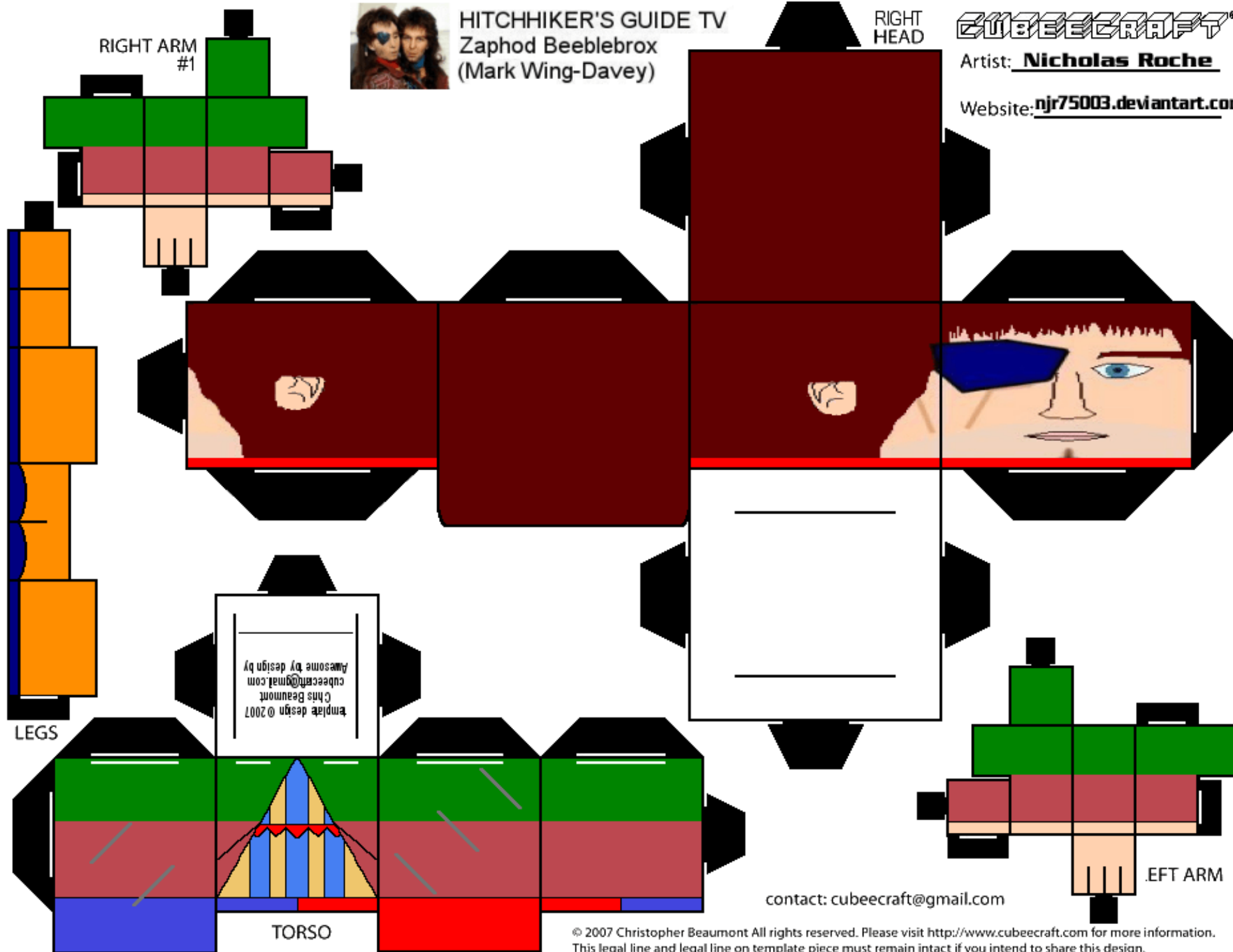
RIGHT  
HEAD

**CUBEECRAFT**<sup>®</sup>

Artist: **Nicholas Roche**

Website: [njr75003.deviantart.com](http://njr75003.deviantart.com)

RIGHT ARM  
#1



LEGS

TORSO

LEFT ARM

contact: [cubecraft@gmail.com](mailto:cubecraft@gmail.com)

© 2007 Christopher Beaumont All rights reserved. Please visit <http://www.cubecraft.com> for more information.  
This legal line and legal line on template piece must remain intact if you intend to share this design.